

Signify Classified - Internal
Cooper Lighting Solutions Photometric Lab
1121 Highway 74 South
Peachtree City, GA 30269



Scaled data based on original data using
LM-79-08 Approved Method: Electrical and Photometric Measurements of Solid-
State Lighting Products

Test Report Prepared for
Cooper Lighting Solutions
(formerly Eaton)

Brand: STREETWORKS

Report Number: P867599

Luminaire Tested: **MEM2-HTN-SA-100-750-U-T2U-HSS**

Issue Date: 08/21/2024



Test Information

Test Method: LM-79-08
Report Number: P867599
Test Lab: INNOVATION CENTER(G3)
Issue Date: 08/21/2024
Manufacturer: COOPER LIGHTING SOLUTIONS (FORMERLY EATON)
Product Line: STREETWORKS
Catalog Number: MEM2-HTN-SA-100-750-U-T2U-HSS
Description: EPIC MODERN TALL HOUSING DISCRETE LED ARRAYS 100W 70CRI 5000K
FIXTURE w/ TYPE II URBAN DISTRIBUTION OPTIC AND HOUSE SIDE SHIELD
Light Source: (20) 5000K CCT, 70 CRI LEDS
Ballast/Driver: ELECTRONIC DRIVER

Summary

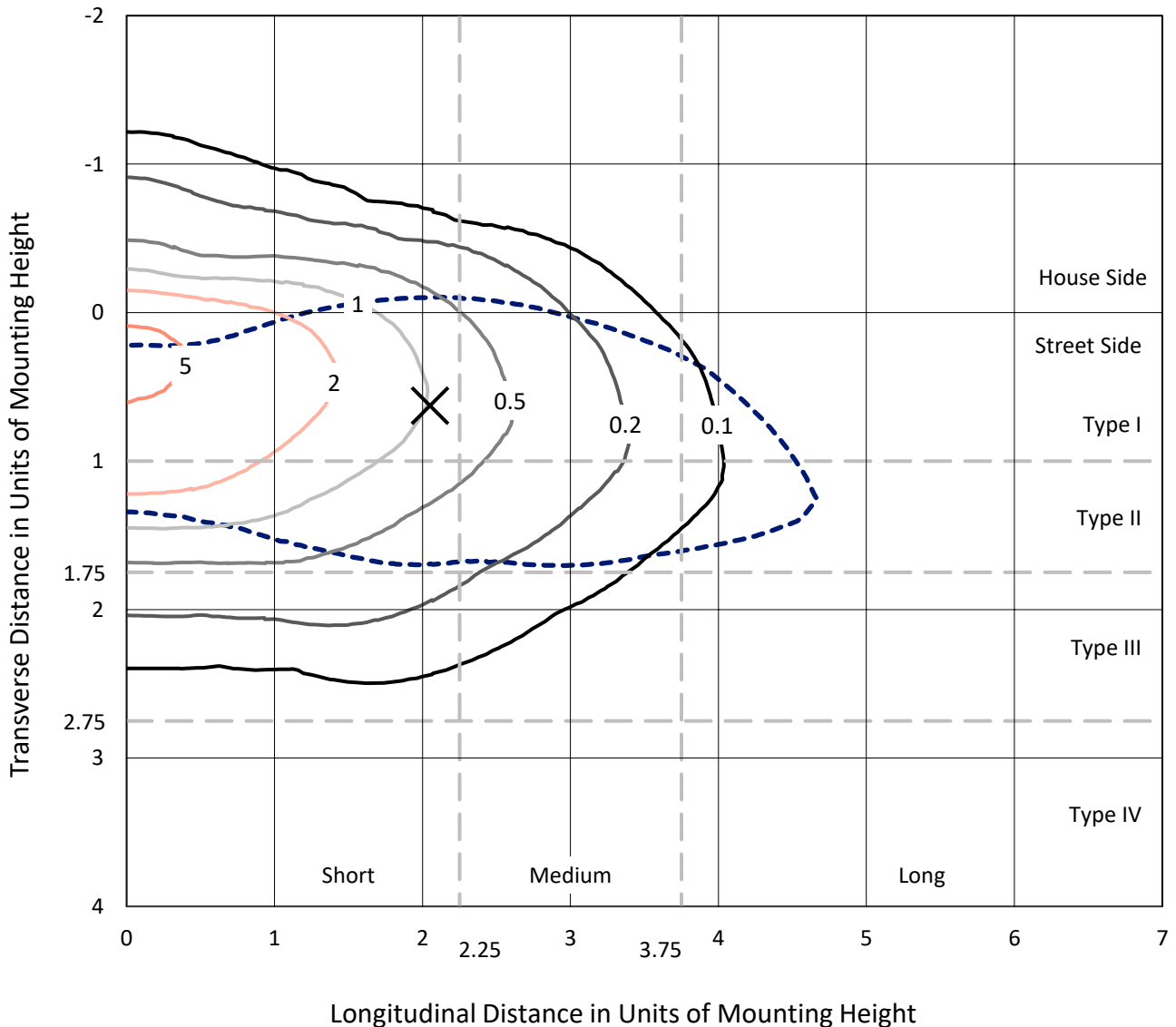
Lumens per Lamp: N/A
Luminaire Lumens: 8588 lumens
Efficiency: N/A
Efficacy: 95.4 lumens/watt
Luminous Opening: Rectangular (W 0.67' x L: 0.33' x H: 0')
IES Classification: Type II - Short
BUG Rating: B1 - U0 - G2

Input Watts (W): 90
Input Voltage (V): 120
Input Current (A_{in}): NR
Voltage Rise (V): NR
Power Factor: 0.99
Total Harmonic Distortion (THDi): 6.20%
Frequency (hertz): 60
Stabilization Time: NR
Operation Time: NR
Ambient Temperature (°C): NR
Test Distance: 24 FT

REPORT NUMBER: P867599
 CATALOG NUMBER: MEM2-HTN-SA-100-750-U-T2U-HSS

Iso-Footcandle Lines of Horizontal Illumination

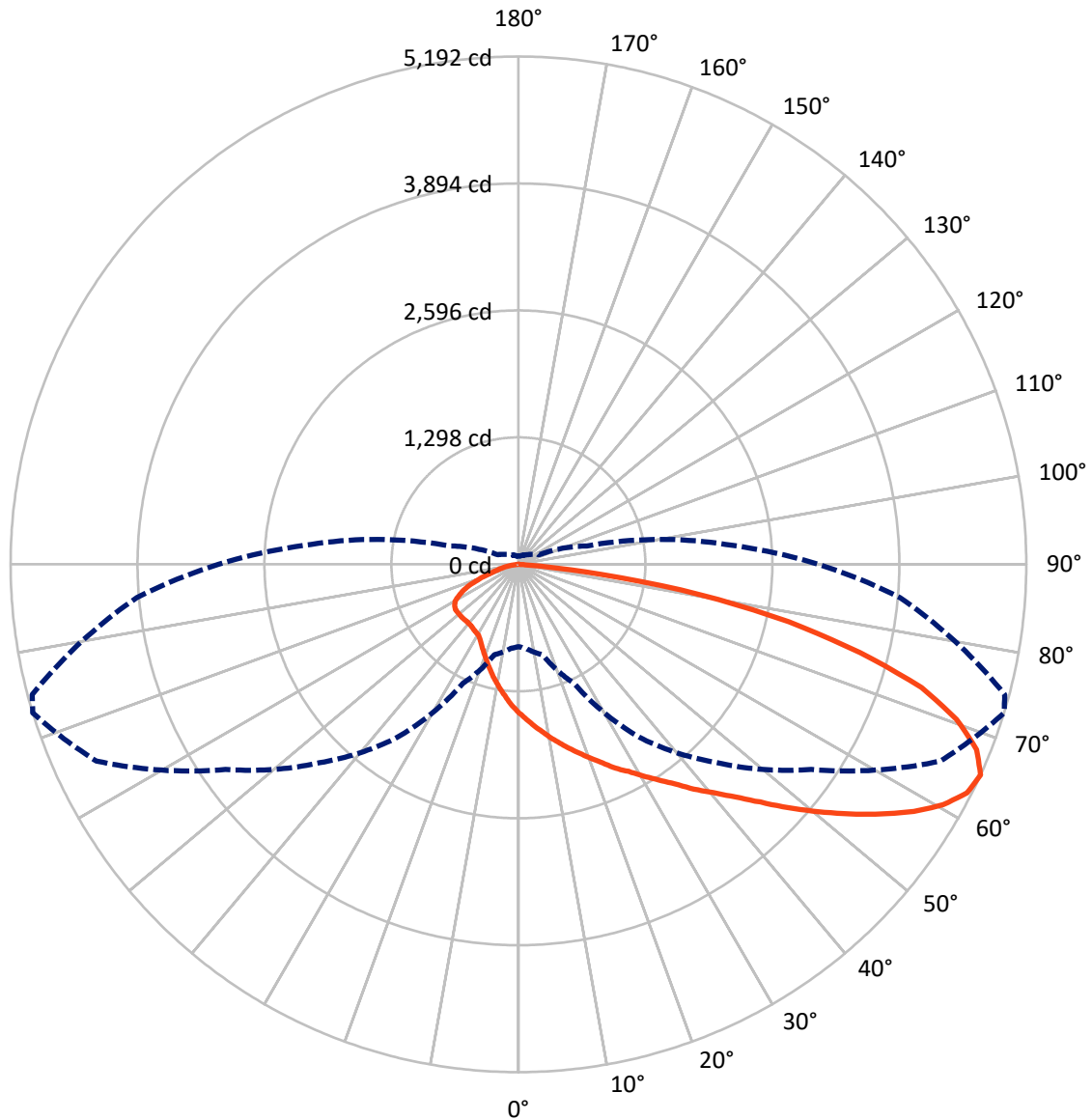
× Max cd
 - - - 1/2 Max cd



Based on 20 foot mounting height. Maximum calculated value = 6.1 fc
 Type II - Short - N/A

REPORT NUMBER: P867599
CATALOG NUMBER: MEM2-HTN-SA-100-750-U-T2U-HSS

Luminous Intensity Polar Plot



— Vertical Plane Through 73-Deg Lateral - - - Horizontal Cone Through 65-Deg Vertical

REPORT NUMBER: P867599

CATALOG NUMBER: MEM2-HTN-SA-100-750-U-T2U-HSS

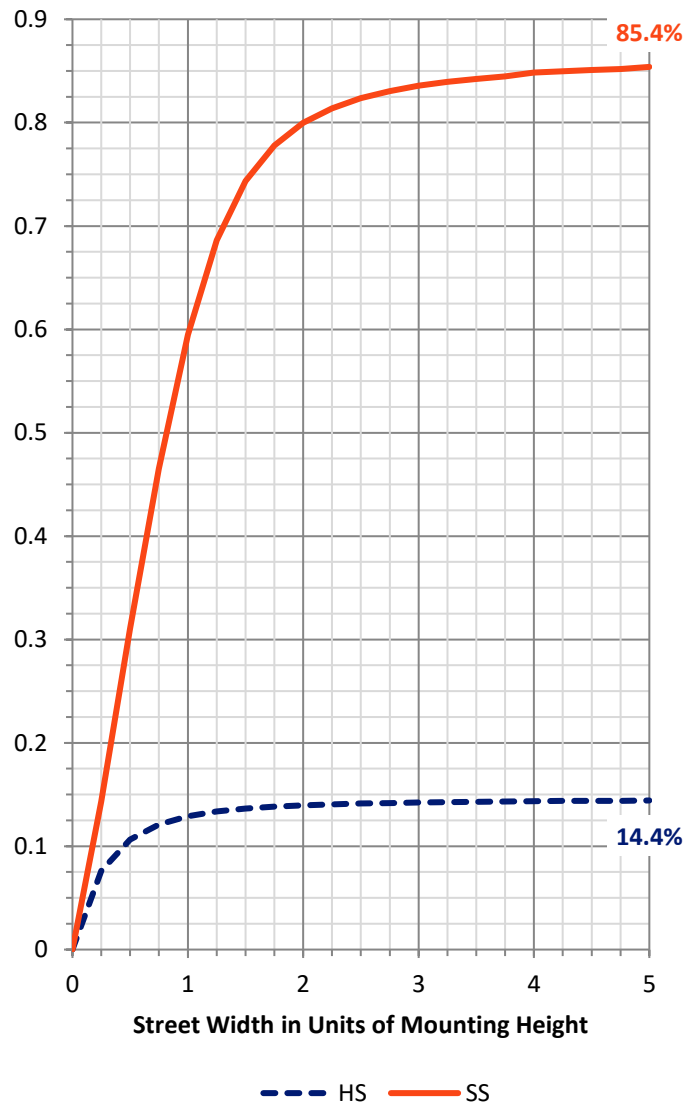
FLUX DISTRIBUTION:

		Downward	Upward	Total
House Side	Lumens	1248.8	0.0	1248.8
	% Fixture	14.5	0.0	14.5
Street Side	Lumens	7339.2	0.0	7339.2
	% Fixture	85.5	0.0	85.5
Total	Lumens	8588.0	0.0	8588.0
	% Fixture	100.0	0.0	100.0

Coefficient of Utilization

ZONAL LUMENS:

Zone	Lumens	% Fixture
0°-10°	147.1	1.7
10°-20°	446.9	5.2
20°-30°	748.5	8.7
30°-40°	1129.1	13.1
40°-50°	1595.4	18.6
50°-60°	1795.2	20.9
60°-70°	1609.8	18.7
70°-80°	979.1	11.4
80°-90°	137.0	1.6
90°-100°	0.0	0.0
100°-110°	0.0	0.0
110°-120°	0.0	0.0
120°-130°	0.0	0.0
130°-140°	0.0	0.0
140°-150°	0.0	0.0
150°-160°	0.0	0.0
160°-170°	0.0	0.0
170°-180°	0.0	0.0
0°-90°	8588.0	100.0
0°-180°	8588.0	100.0



REPORT NUMBER: P867599

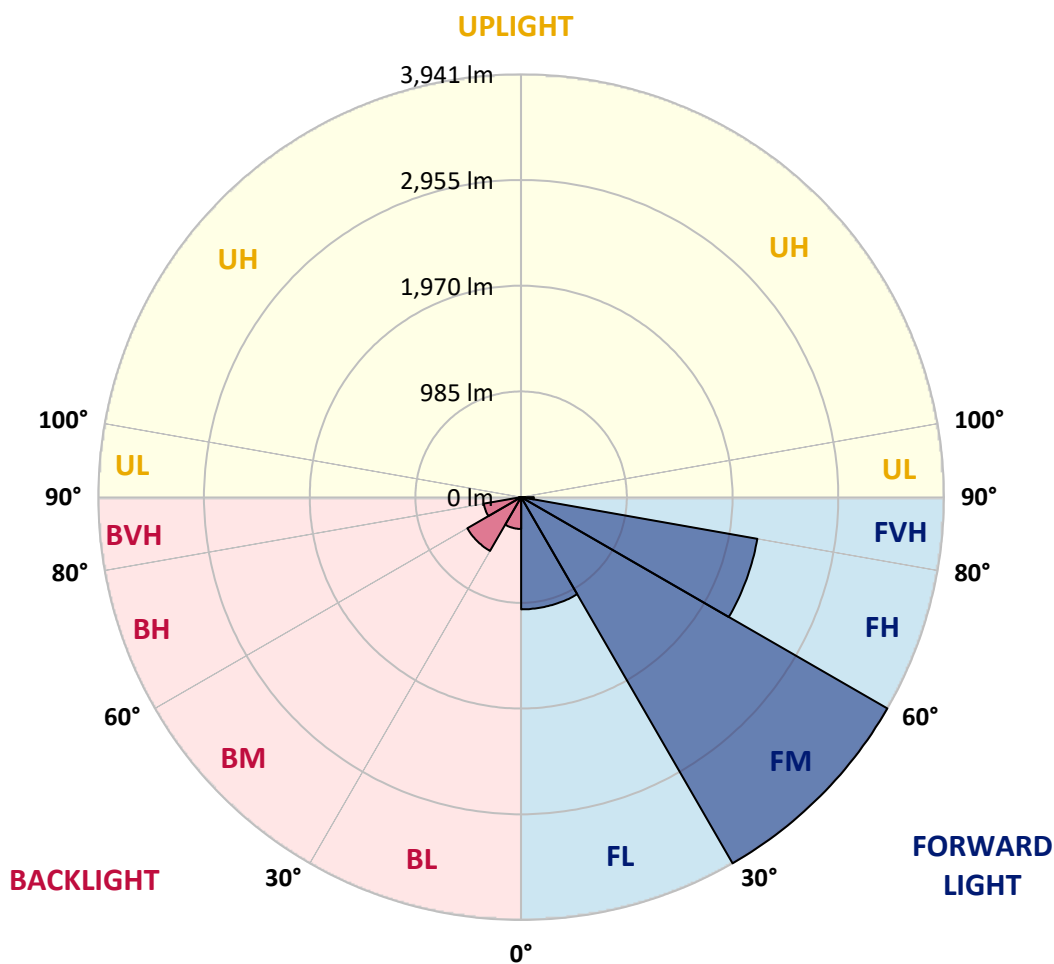
CATALOG NUMBER: MEM2-HTN-SA-100-750-U-T2U-HSS

LUMINAIRE CLASSIFICATION SYSTEM LUMEN TABLE AND BUG RATING:

Zone	Lumens	% Fixture	Zone Rating/Lumen Limit		
			B	U	G
FL (0°-30°)	1045.8	12.2			
FM (30°-60°)	3940.6	45.9			
FH (60°-80°)	2235.1	26.0			G2/5000
FVH (80°-90°)	117.7	1.4			G2/225
BL (0°-30°)	296.7	3.5	B1/500		
BM (30°-60°)	579.1	6.7	B1/1000		
BH (60°-80°)	353.7	4.1	B1/500		G1/500
BVH (80°-90°)	19.3	0.2			G1/100
UL (90°-100°)	0.0	0.0		U0/0	
UH (100°-180°)	0.0	0.0		U0/0	

BUG Rating: B1-U0-G2

Type II Short





REPORT NUMBER: P867599

CATALOG NUMBER: MEM2-HTN-SA-100-750-U-T2U-HSS

CANDELA DISTRIBUTION (FULL):

	0°	5°	15°	25°	35°	45°	55°	65°	73°	75°	85°
0°	1523.5	1523.5	1523.5	1523.5	1523.5	1523.5	1523.5	1523.5	1523.5	1523.5	1523.5
2.5°	1758.5	1748.4	1733.2	1720.6	1697.9	1667.5	1642.3	1609.4	1586.7	1579.1	1546.3
5°	2013.7	2001.1	1983.4	1953.0	1892.4	1857.0	1791.3	1715.6	1654.9	1642.3	1566.5
7.5°	2276.5	2271.4	2231.0	2185.5	2112.2	2033.9	1932.8	1814.1	1725.7	1705.4	1589.2
10°	2498.8	2476.1	2453.3	2410.4	2332.0	2220.9	2089.5	1925.3	1801.5	1768.6	1612.0
12.5°	2632.7	2625.1	2604.9	2554.4	2478.6	2382.6	2225.9	2033.9	1874.7	1829.2	1634.7
15°	2731.2	2738.8	2718.6	2685.8	2607.4	2516.5	2364.9	2147.6	1953.0	1900.0	1660.0
17.5°	2824.7	2819.7	2817.1	2779.2	2708.5	2617.5	2463.4	2241.1	2031.4	1973.3	1685.2
20°	2877.8	2880.3	2875.3	2860.1	2791.9	2703.4	2559.4	2352.2	2117.3	2051.6	1718.1
22.5°	2905.6	2915.7	2925.8	2923.3	2867.7	2799.5	2650.4	2440.7	2205.7	2137.5	1758.5
25°	2923.3	2930.8	2953.6	2983.9	2933.4	2877.8	2751.5	2546.8	2309.3	2231.0	1806.5
27.5°	2938.4	2948.5	2976.3	3021.8	2981.4	2948.5	2839.9	2637.8	2397.7	2327.0	1862.1
30°	3037.0	3049.6	3049.6	3072.3	3026.8	3019.3	2938.4	2746.4	2508.9	2433.1	1932.8
32.5°	3297.2	3271.9	3226.4	3203.7	3095.1	3097.6	3034.4	2855.0	2627.6	2551.9	2021.3
35°	3522.1	3522.1	3466.5	3393.2	3218.9	3183.5	3145.6	2999.1	2756.5	2683.2	2137.5
37.5°	3739.3	3741.9	3683.8	3620.6	3421.0	3294.7	3274.5	3138.0	2915.7	2829.8	2258.8
40°	3875.8	3890.9	3875.8	3827.8	3635.8	3489.2	3400.8	3294.7	3067.3	3001.6	2397.7
42.5°	3898.5	3928.8	3984.4	3999.6	3792.4	3663.5	3562.5	3456.4	3249.2	3175.9	2556.9
45°	3840.4	3850.5	3974.3	3992.0	3908.6	3802.5	3734.3	3645.9	3466.5	3403.3	2733.8
47.5°	3681.2	3661.0	3704.0	3858.1	3890.9	3885.9	3903.6	3860.6	3719.1	3638.3	2928.3
50°	3340.1	3347.7	3486.7	3673.7	3787.3	3916.2	4029.9	4077.9	3974.3	3893.5	3138.0
52.5°	2718.6	2754.0	3019.3	3461.4	3658.5	3896.0	4120.9	4282.6	4239.6	4161.3	3345.2
55°	2233.5	2286.6	2551.9	3120.3	3481.6	3797.5	4173.9	4497.3	4504.9	4444.3	3534.7
57.5°	1748.4	1791.3	2071.8	2592.3	3229.0	3643.3	4181.5	4681.8	4767.7	4696.9	3701.4
60°	1369.4	1399.7	1564.0	2160.2	2918.2	3423.5	4125.9	4828.3	4990.0	4936.9	3845.5
62.5°	1038.4	1061.2	1207.7	1708.0	2536.7	3165.8	3938.9	4881.4	5146.7	5096.1	3926.3
65°	841.4	861.6	957.6	1341.6	2160.2	2867.7	3656.0	4760.1	5192.1	5146.7	3916.2
67.5°	687.2	694.8	773.1	1046.0	1826.7	2531.6	3241.6	4444.3	5053.2	5050.6	3800.0
70°	555.8	576.1	641.8	833.8	1518.5	2145.1	2759.0	3949.1	4752.5	4777.8	3567.5
72.5°	472.5	477.5	535.6	689.8	1238.0	1740.8	2284.0	3378.0	4310.4	4330.6	3203.7
75°	399.2	406.8	449.7	558.4	1005.6	1382.0	1836.8	2728.7	3608.0	3693.9	2698.4
77.5°	343.6	346.1	376.5	459.8	715.0	1038.4	1346.7	2046.5	2824.7	2885.4	2119.8
80°	270.3	275.4	308.2	363.8	497.7	674.6	929.8	1399.7	1887.4	1955.6	1467.9
82.5°	126.3	141.5	149.1	199.6	260.2	333.5	439.6	583.6	854.0	851.5	684.7
85°	12.6	10.1	10.1	15.2	22.7	22.7	27.8	32.8	65.7	78.3	60.6
87.5°	0.0	0.0	0.0	2.5	5.1	5.1	5.1	7.6	7.6	7.6	7.6
90°	0.0	0.0	0.0	0.0	0.0	0.0	0.0	0.0	0.0	0.0	0.0



REPORT NUMBER: P867599

CATALOG NUMBER: MEM2-HTN-SA-100-750-U-T2U-HSS

CANDELA DISTRIBUTION (continued):

	90°	95°	105°	115°	125°	135°	145°	155°	165°	175°	180°
0°	1523.5	1523.5	1523.5	1523.5	1523.5	1523.5	1523.5	1523.5	1523.5	1523.5	1523.5
2.5°	1531.1	1508.4	1467.9	1430.0	1404.8	1384.6	1351.7	1331.5	1316.4	1296.1	1293.6
5°	1526.1	1485.6	1404.8	1336.6	1270.9	1215.3	1157.2	1121.8	1083.9	1066.2	1081.4
7.5°	1531.1	1465.4	1339.1	1235.5	1137.0	1048.5	972.7	924.7	889.4	871.7	874.2
10°	1533.6	1447.7	1283.5	1139.5	1013.2	909.6	823.7	758.0	715.0	704.9	692.3
12.5°	1528.6	1425.0	1227.9	1046.0	894.4	780.7	679.7	629.1	586.2	566.0	566.0
15°	1533.6	1407.3	1169.8	960.1	788.3	656.9	571.0	515.4	490.2	472.5	475.0
17.5°	1533.6	1392.1	1114.2	876.7	684.7	563.4	485.1	439.6	414.4	404.3	401.7
20°	1551.3	1379.5	1061.2	798.4	593.7	480.1	416.9	381.5	361.3	351.2	346.1
22.5°	1564.0	1369.4	1013.2	722.6	517.9	419.4	366.4	333.5	318.3	313.3	313.3
25°	1586.7	1366.9	970.2	649.3	457.3	373.9	325.9	300.7	288.0	283.0	283.0
27.5°	1619.5	1371.9	929.8	586.2	411.8	328.5	293.1	272.9	265.3	262.8	260.2
30°	1667.5	1394.7	904.5	538.2	368.9	300.7	267.8	255.2	250.1	247.6	247.6
32.5°	1730.7	1435.1	894.4	512.9	343.6	277.9	250.1	240.0	235.0	235.0	232.4
35°	1809.0	1480.6	886.8	490.2	325.9	262.8	237.5	227.4	224.9	224.9	224.9
37.5°	1902.5	1528.6	874.2	475.0	315.8	250.1	227.4	217.3	217.3	217.3	217.3
40°	2006.1	1599.3	871.7	464.9	308.2	242.6	217.3	207.2	207.2	207.2	207.2
42.5°	2122.3	1675.1	869.1	457.3	303.2	237.5	207.2	197.1	197.1	197.1	197.1
45°	2263.8	1771.1	874.2	452.3	303.2	232.4	199.6	187.0	184.4	184.4	184.4
47.5°	2402.8	1862.1	879.3	447.2	298.1	224.9	189.5	176.9	174.3	171.8	171.8
50°	2551.9	1955.6	879.3	442.2	293.1	217.3	181.9	164.2	161.7	159.2	159.2
52.5°	2698.4	2033.9	881.8	434.6	280.5	204.7	169.3	154.1	149.1	146.5	144.0
55°	2839.9	2117.3	884.3	421.9	265.3	192.0	161.7	144.0	136.4	131.4	131.4
57.5°	2946.0	2185.5	871.7	396.7	245.1	179.4	149.1	131.4	121.3	116.2	116.2
60°	3047.1	2228.4	848.9	358.8	224.9	166.8	139.0	118.7	108.6	103.6	103.6
62.5°	3087.5	2236.0	795.9	293.1	199.6	154.1	126.3	108.6	101.1	98.5	98.5
65°	3064.7	2203.2	725.1	232.4	176.9	139.0	116.2	101.1	91.0	83.4	83.4
67.5°	2940.9	2089.5	629.1	184.4	154.1	126.3	106.1	91.0	80.9	73.3	73.3
70°	2706.0	1907.6	490.2	146.5	133.9	111.2	96.0	83.4	73.3	65.7	65.7
72.5°	2359.8	1654.9	356.2	123.8	116.2	98.5	85.9	75.8	65.7	60.6	60.6
75°	1945.5	1275.9	252.7	106.1	103.6	88.4	78.3	68.2	60.6	55.6	55.6
77.5°	1460.4	889.4	197.1	93.5	91.0	80.9	70.7	63.2	55.6	53.1	50.5
80°	972.7	550.8	149.1	70.7	68.2	63.2	58.1	53.1	45.5	40.4	40.4
82.5°	434.6	232.4	75.8	40.4	35.4	30.3	25.3	17.7	17.7	15.2	15.2
85°	45.5	30.3	15.2	10.1	10.1	7.6	7.6	7.6	5.1	5.1	5.1
87.5°	7.6	7.6	5.1	5.1	5.1	2.5	2.5	2.5	2.5	2.5	2.5
90°	0.0	0.0	0.0	0.0	0.0	0.0	0.0	0.0	0.0	0.0	0.0

LM-79-2019: Approved Method: Electrical and Photometric Measurements of Solid-State Lighting Products

Report Prepared for

Cooper Lighting Solutions

Streetworks

Report Number: SP1-2407-157-6

Test Date: 08/07/2024

Luminaire Tested: MEM2-HTN-SA-40-750-U-5WQ-2

Data in this report applies to families of products including MEM2-HTN-SA-40-750-U-5WQ-2

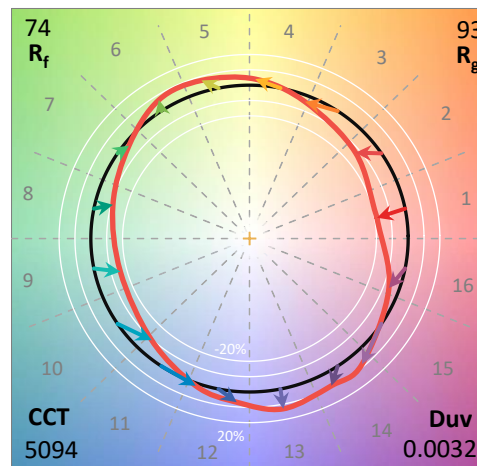
Test Information

Test Method: LM-79-2019
 Report Number: SP1-2407-157-6
 Test Lab: COOPER LIGHTING SOLUTIONS
 Photometer: SP1 - 76IN SPHERE
 Measurement Geometry: 4π
 Issue Date: 08/20/2024
 Manufacturer: COOPER LIGHTING SOLUTIONS
 Product Line: Streetworks
 Catalog Number: **MEM2-HTN-SA-40-750-U-5WQ-2**
 Description: Epic Modern Light Square 40W 5WQ Optic and Flare Trim

Spectral Parameters

CCT (K): 5094
 CIE u': 0.2082
 CIE v': 0.4867
 Duv: 0.0032
 CIE x: 0.3430
 CIE y: 0.3564
 CIE z: 0.3006
 Peak Wavelength (nm): 451
 Dominant Wavelength (nm): 568
 Purity: 9.86439
 Rf: 73.7
 Rg: 93

CRI (Ra):	72.0		
R1:	68.6	R9:	-39.6
R2:	78.1	R10:	47.6
R3:	84.6	R11:	68.2
R4:	71.6	R12:	41.4
R5:	69.6	R13:	70.4
R6:	69.4	R14:	91.4
R7:	80.9	R15:	61.4
R8:	53.1		



Test Conditions

Stabilization Time: 20M
 Operation Time: 1H 20M
 Sphere Temperature (°C): 24.2

REPORT NUMBER: SP1-2407-157-6

Measurement and Test Equipment			
Instrument	Identification Number	Calibration Date	Calibration Due Date
Photometer	IN0058	6/18/2024	12/18/2024
Power Meter	INXT2011004	2/8/2024	2/8/2025
AC Power Source	IN0063	10/24/2023	10/24/2024
DC Power Source	IN0208	10/24/2023	10/24/2024
Sphere Thermometer	IN0085	10/24/2023	10/24/2024
Room Thermometer	IN0046	10/24/2023	10/24/2024

REPORT NUMBER: SP1-2407-157-6

CIE 1931 Chromaticity Diagram



CIE 1931 Chromaticity Diagram with 2017 ANSI 7-Step and 4-Step Quadrangles



Point lies inside the ANSI 5000K 4-step quadrangle

REPORT NUMBER: SP1-2407-157-6

Photopic Flux vs. Wavelength



Photopic Lumens: NR

λ (nm)	Power W [^] /nm	Lumens (φ/nm)	λ (nm)	Power W [^] /nm	Lumens (φ/nm)	λ (nm)	Power W [^] /nm	Lumens (φ/nm)	λ (nm)	Power W [^] /nm	Lumens (φ/nm)	λ (nm)	Power W [^] /nm	Lumens (φ/nm)
360	0	NR	490	114	NR	620	361	NR	750	9	NR	880	0	NR
365	0	NR	495	145	NR	625	326	NR	755	8	NR	885	0	NR
370	0	NR	500	197	NR	630	294	NR	760	7	NR	890	0	NR
375	0	NR	505	259	NR	635	261	NR	765	6	NR	895	0	NR
380	0	NR	510	319	NR	640	232	NR	770	5	NR	900	0	NR
385	0	NR	515	373	NR	645	204	NR	775	4	NR	905	0	NR
390	0	NR	520	414	NR	650	179	NR	780	4	NR	910	0	NR
395	1	NR	525	445	NR	655	157	NR	785	3	NR	915	0	NR
400	3	NR	530	465	NR	660	136	NR	790	3	NR	920	0	NR
405	5	NR	535	482	NR	665	118	NR	795	2	NR	925	0	NR
410	9	NR	540	493	NR	670	102	NR	800	2	NR	930	0	NR
415	18	NR	545	505	NR	675	87	NR	805	2	NR	935	0	NR
420	36	NR	550	515	NR	680	75	NR	810	2	NR	940	0	NR
425	72	NR	555	527	NR	685	65	NR	815	1	NR	945	0	NR
430	134	NR	560	540	NR	690	56	NR	820	1	NR	950	0	NR
435	242	NR	565	550	NR	695	48	NR	825	1	NR	955	0	NR
440	407	NR	570	557	NR	700	41	NR	830	1	NR	960	0	NR
445	684	NR	575	561	NR	705	35	NR	835	1	NR	965	0	NR
450	988	NR	580	559	NR	710	30	NR	840	1	NR	970	0	NR
455	828	NR	585	551	NR	715	26	NR	845	1	NR	975	0	NR
460	473	NR	590	537	NR	720	22	NR	850	1	NR	980	0	NR
465	333	NR	595	516	NR	725	19	NR	855	0	NR	985	0	NR
470	232	NR	600	491	NR	730	16	NR	860	0	NR	990	0	NR
475	146	NR	605	461	NR	735	14	NR	865	0	NR	995	0	NR
480	113	NR	610	429	NR	740	12	NR	870	0	NR	1000	0	NR
485	106	NR	615	395	NR	745	10	NR	875	0	NR			

REPORT NUMBER: SP1-2407-157-6

Scotopic Flux vs. Wavelength



Scotopic Lumens: NR

S/P: 1.81

λ (nm)	Power W [^] /nm	Lumens (ϕ /nm)	λ (nm)	Power W [^] /nm	Lumens (ϕ /nm)	λ (nm)	Power W [^] /nm	Lumens (ϕ /nm)	λ (nm)	Power W [^] /nm	Lumens (ϕ /nm)	λ (nm)	Power W [^] /nm	Lumens (ϕ /nm)
360	0	NR	490	114	NR	620	361	NR	750	9	NR	880	0	NR
365	0	NR	495	145	NR	625	326	NR	755	8	NR	885	0	NR
370	0	NR	500	197	NR	630	294	NR	760	7	NR	890	0	NR
375	0	NR	505	259	NR	635	261	NR	765	6	NR	895	0	NR
380	0	NR	510	319	NR	640	232	NR	770	5	NR	900	0	NR
385	0	NR	515	373	NR	645	204	NR	775	4	NR	905	0	NR
390	0	NR	520	414	NR	650	179	NR	780	4	NR	910	0	NR
395	1	NR	525	445	NR	655	157	NR	785	3	NR	915	0	NR
400	3	NR	530	465	NR	660	136	NR	790	3	NR	920	0	NR
405	5	NR	535	482	NR	665	118	NR	795	2	NR	925	0	NR
410	9	NR	540	493	NR	670	102	NR	800	2	NR	930	0	NR
415	18	NR	545	505	NR	675	87	NR	805	2	NR	935	0	NR
420	36	NR	550	515	NR	680	75	NR	810	2	NR	940	0	NR
425	72	NR	555	527	NR	685	65	NR	815	1	NR	945	0	NR
430	134	NR	560	540	NR	690	56	NR	820	1	NR	950	0	NR
435	242	NR	565	550	NR	695	48	NR	825	1	NR	955	0	NR
440	407	NR	570	557	NR	700	41	NR	830	1	NR	960	0	NR
445	684	NR	575	561	NR	705	35	NR	835	1	NR	965	0	NR
450	988	NR	580	559	NR	710	30	NR	840	1	NR	970	0	NR
455	828	NR	585	551	NR	715	26	NR	845	1	NR	975	0	NR
460	473	NR	590	537	NR	720	22	NR	850	1	NR	980	0	NR
465	333	NR	595	516	NR	725	19	NR	855	0	NR	985	0	NR
470	232	NR	600	491	NR	730	16	NR	860	0	NR	990	0	NR
475	146	NR	605	461	NR	735	14	NR	865	0	NR	995	0	NR
480	113	NR	610	429	NR	740	12	NR	870	0	NR	1000	0	NR
485	106	NR	615	395	NR	745	10	NR	875	0	NR			

REPORT NUMBER: SP1-2407-157-6

Melanopic Flux vs. Wavelength



Melanopic Lumens: NR

M/P: 3.73

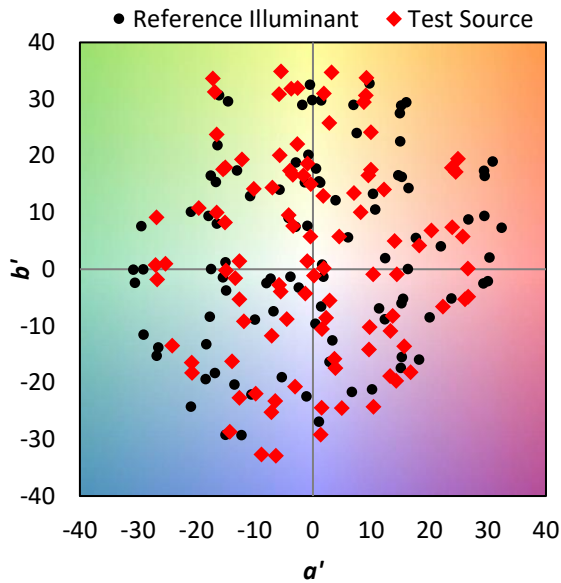
λ (nm)	Power W [^] /nm	Lumens (φ/nm)	λ (nm)	Power W [^] /nm	Lumens (φ/nm)	λ (nm)	Power W [^] /nm	Lumens (φ/nm)	λ (nm)	Power W [^] /nm	Lumens (φ/nm)	λ (nm)	Power W [^] /nm	Lumens (φ/nm)
360	0	NR	490	114	NR	620	361	NR	750	9	NR	880	0	NR
365	0	NR	495	145	NR	625	326	NR	755	8	NR	885	0	NR
370	0	NR	500	197	NR	630	294	NR	760	7	NR	890	0	NR
375	0	NR	505	259	NR	635	261	NR	765	6	NR	895	0	NR
380	0	NR	510	319	NR	640	232	NR	770	5	NR	900	0	NR
385	0	NR	515	373	NR	645	204	NR	775	4	NR	905	0	NR
390	0	NR	520	414	NR	650	179	NR	780	4	NR	910	0	NR
395	1	NR	525	445	NR	655	157	NR	785	3	NR	915	0	NR
400	3	NR	530	465	NR	660	136	NR	790	3	NR	920	0	NR
405	5	NR	535	482	NR	665	118	NR	795	2	NR	925	0	NR
410	9	NR	540	493	NR	670	102	NR	800	2	NR	930	0	NR
415	18	NR	545	505	NR	675	87	NR	805	2	NR	935	0	NR
420	36	NR	550	515	NR	680	75	NR	810	2	NR	940	0	NR
425	72	NR	555	527	NR	685	65	NR	815	1	NR	945	0	NR
430	134	NR	560	540	NR	690	56	NR	820	1	NR	950	0	NR
435	242	NR	565	550	NR	695	48	NR	825	1	NR	955	0	NR
440	407	NR	570	557	NR	700	41	NR	830	1	NR	960	0	NR
445	684	NR	575	561	NR	705	35	NR	835	1	NR	965	0	NR
450	988	NR	580	559	NR	710	30	NR	840	1	NR	970	0	NR
455	828	NR	585	551	NR	715	26	NR	845	1	NR	975	0	NR
460	473	NR	590	537	NR	720	22	NR	850	1	NR	980	0	NR
465	333	NR	595	516	NR	725	19	NR	855	0	NR	985	0	NR
470	232	NR	600	491	NR	730	16	NR	860	0	NR	990	0	NR
475	146	NR	605	461	NR	735	14	NR	865	0	NR	995	0	NR
480	113	NR	610	429	NR	740	12	NR	870	0	NR	1000	0	NR
485	106	NR	615	395	NR	745	10	NR	875	0	NR			

Summary

$R_f = 73.7$
 $R_g = 93$
 $CIE R_a = 72.0$
 $R_g = -39.6$



Color Vector Graphics



Individual Sample Fidelity Index ($R_{f,i}$)

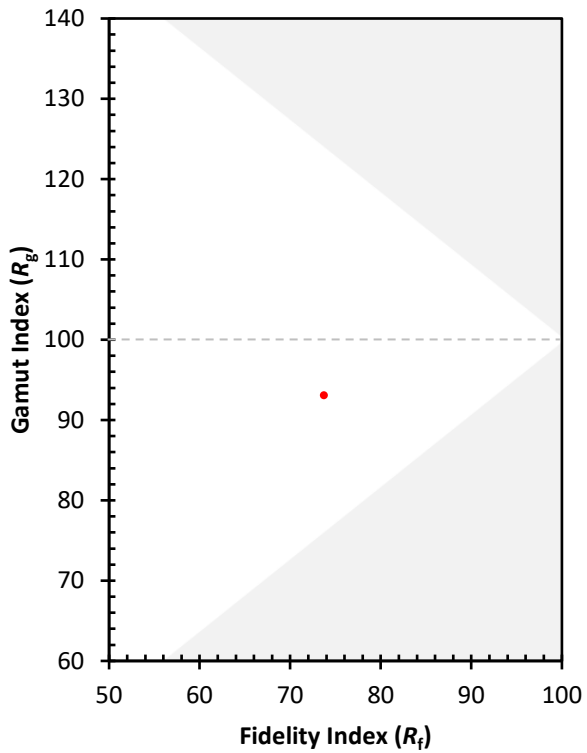
CES01 = 85	CES26 = 62	CES51 = 90	CES76 = 50
CES02 = 59	CES27 = 88	CES52 = 89	CES77 = 67
CES03 = 30	CES28 = 80	CES53 = 79	CES78 = 53
CES04 = 69	CES29 = 69	CES54 = 84	CES79 = 80
CES05 = 46	CES30 = 88	CES55 = 83	CES80 = 77
CES06 = 50	CES31 = 72	CES56 = 74	CES81 = 78
CES07 = 38	CES32 = 62	CES57 = 73	CES82 = 90
CES08 = 38	CES33 = 82	CES58 = 73	CES83 = 90
CES09 = 29	CES34 = 69	CES59 = 86	CES84 = 85
CES10 = 72	CES35 = 83	CES60 = 88	CES85 = 77
CES11 = 56	CES36 = 87	CES61 = 82	CES86 = 75
CES12 = 61	CES37 = 78	CES62 = 81	CES87 = 76
CES13 = 41	CES38 = 98	CES63 = 73	CES88 = 81
CES14 = 74	CES39 = 96	CES64 = 63	CES89 = 72
CES15 = 70	CES40 = 91	CES65 = 60	CES90 = 80
CES16 = 46	CES41 = 96	CES66 = 56	CES91 = 71
CES17 = 49	CES42 = 79	CES67 = 53	CES92 = 58
CES18 = 55	CES43 = 78	CES68 = 63	CES93 = 74
CES19 = 71	CES44 = 99	CES69 = 72	CES94 = 52
CES20 = 63	CES45 = 86	CES70 = 55	CES95 = 64
CES21 = 85	CES46 = 85	CES71 = 46	CES96 = 76
CES22 = 77	CES47 = 89	CES72 = 82	CES97 = 86
CES23 = 91	CES48 = 80	CES73 = 45	CES98 = 76
CES24 = 90	CES49 = 83	CES74 = 90	CES99 = 62
CES25 = 71	CES50 = 89	CES75 = 48	



Color Rendition by Hue-Angle Bin



Measure Comparisons



(END OF REPORT)